












Walking Routes

-  5km Walk (1h+)
-  Woodland Walk (45-1h)
-  Lakeside Walk (45-1h)
-  East Park Walk (30m)
-  Winter Walk - Oct-March (45m)

Trails

-  Wildlife Sculpture Trail (1h+)
-  Waymarker Trail (1h+)
-  Open Water or Sudden Dip
-  Please keep dogs on leads

Please share your photos with us:



www.burtonconstable.com